

MARCH

OFFICE HOURS:

8:00am-5:00pm

AFTER HOURS CONTACT:

609.642.2861


IN THIS ISSUE:

- Parking, Pet and Package reminders
- Important Room Draw Dates
- And so much more!



Think Smart While You're On Break

- Make sure your cell phone is fully charged.
- Be sure someone who is not with you knows where you are at all times.
- Stick with your friends, and watch out for each other. Use the buddy system.
- If you are in the sun, remember to use sunscreen and stay hydrated by drinking lots of water. This will also help prevent sunburns!
- Be careful when posting statuses, away messages or locations online.
- Be aware of your surroundings. Pay attention to the people and events occurring around you, and stay alert.
- Try to reserve a hotel room above the first floor, and avoid being the first room off the elevator.



NEED LAST MINUTE IDEAS FOR SPRING BREAK?



Hit the Outdoors: Go camping — campsites are everywhere! A weekend with Mother Nature requires little planning, and a majority of sporting good stores will rent everything you need to survive in the wilderness...sleeping bags, backpacks, portable stoves and more.



Enhance your Resume: Can't rake up enough cash to do anything exotic or do you simply prefer the comfort of your own home? Then why not make your break worthwhile? Many companies offer short-term internships that allow you to gain knowledge in a field, professionally network and — most importantly — pad your resume.



Be a Tourist in your own Town: No matter where you live, you'll find your city or town is rich in culture and heritage. When you're a local, chances are you're less likely to do all the typical tourist-y things. Strap on your sneakers, grab a few pals, recharge your phone and explore your city from the eyes of a tourist.

All the details

Filter Changes & Unit Inspections

During the week of March 11-15th, 2024, Lakeside staff will be entering your unit to replace your air filters.

In preparation for resident move out, we will also be conducting an inspection of units for damages. The purpose of this inspection is to gain a better understanding of the work that needs to be conducted to turnover vacant units for new residents.

This pertains to structural damage, broken Lakeside furniture, broken appliances, leaks, painting, carpet replacements, cleaning, etc. Should we notice anything in need of repair, it will be recorded during the inspection and the work will be performed after move-out.

Residents will only be charged for damages which are beyond normal wear and tear and are incurred by unit occupants and/or guests.

For more information on potential move-out charges in your unit, please contact the Main Office after the inspection for your unit has been completed.

If you have a pet, you will need to be present and/or your pet needs to be placed in a cage during the time our staff and maintenance is in your unit.

Important Spring Break Reminders

Communities near universities are often the target for property crime during semester breaks and extended holiday weekends. Stay smart by following these guidelines:



Don't broadcast on social media that you won't be home.

Regardless of the precautions you may take, this is public information that a criminal could use. Don't share your travel plans with anyone you don't trust.



Don't forget to lock your doors and windows and pull the blinds and curtains closed.

If possible, take valuable items with you. If not, conceal them. **Never** leave a key "hidden" outside your apartment.



Make your apartment look lived in.

Use programmable switch timers on lights or radios or leave the light on in your bathroom to allow filtered light into your bedroom.



Leave your thermostat on HEAT and set to a minimum of 65 degrees.

Severe damage could occur if temperatures drop and pipes freeze. If you fail to leave your thermostat on, you will be charged for damages.



Lock your car and don't leave anything of value in plain view.

Most vehicle break-ins occur when the owner fails to lock their car or leaves a valuable item (purse, credit/debit card, backpack, etc) in plain view.



Please report all maintenance requests as soon as possible.

Do not wait until you are back in town as the additional time may lead to further concerns.




Be a good neighbor.

If you are staying in your apartment through the holiday break, please notify the police immediately (by dialing 911) if you see any suspicious activity.



National Pi & Chips Day: March 14th: 4pm-6pm—Join us in the Commons for pies and chips to celebrate this national day of sweet and salty!



Happy National Potato Chip Day!




Smoothies and Breakfast on the

Go: March 29th: 8:30am-10:00am. Join us for a healthy and delicious breakfast smoothies and breakfast snacks.

*All are welcome to join. First come, first serve while supplies last.



2024 MARCH

SUNDAY	MONDAY	TUESDAY	WEDNESDAY	THURSDAY	FRIDAY	SATURDAY
					1	2
3	4	5	6	7	8	9
10	11	12	13	14 	15	16
17	18	19	20	21	22	23
24	25	26	27	28	29 	30
31						

Trash & Recycling

Trash and recycling must be placed in the appropriate trash areas.

Household trash and recycling must be placed in the designated areas outlined on the maps placed in the apartment buildings. See the map below for all the designated trash areas. Maps are also available in the Main office. These bins are located behind the wooden fenced areas on Lakeside Road, Hibben Magie Road, Taylor Court, and Lemonick Court.

Black bins are for trash. Blue bins are for recycling. There are also metal crates for recycling boxes. Boxes must be broken down. Please look carefully and place items in the correct bins.

Any residents' trash or recycling found outside their units or buildings, or in the wrong trash areas will be subject to **fines**.

Please help us keep our community clean and green!



COUNSELING AND PSYCHOLOGICAL SERVICES

MIND BODY TEAM



REDUCING STRESS THROUGH MINDFUL MEDITATION AND MOVEMENT

Inspired by Jon Kabat-Zinn's Mindfulness Based Stress Reduction program, the workshop will introduce effective ways to reduce stress through mindful meditation and body movement.

All sessions from 11:30-1pm

Session 1: Friday, 3/1/24

Session 2: Friday, 3/8/24

Session 3: Friday, 3/22/24

Session 4: Friday 3/29/24

To register: <https://forms.gle/hmC6h7FEJEWQQcLvg>



**Open to all students.
Students can attend one or all sessions.**

Let's Prevent Clogs



Tips To Prevent Toilet Clogs



1. **Use Less Toilet Paper** - Do your best to conserve paper, and use only as much as you need. If you find yourself needing a lot of paper, try flushing multiple times as you go along, rather than once at the end, to keep the toilet from getting overwhelmed.
2. **Be Careful What You Flush** - Your toilet was designed for three things: water, paper, and human waste. Anything else should be put in the trash instead. That includes cotton balls, Q-tips, and tampons. Even baby wipes marked "flushable" can cause problems.
3. **Keep the Lid Closed** - Sometimes, the clog comes from something falling into the toilet without your knowledge. Maybe something fell off the sink and down the drain of the toilet. Maybe one of your kids accidentally dropped a toy in there. Foreign objects like this can cause serious clogs. The best way to avoid accidental objects in your toilet is to keep the lid closed when it's not in use.

- Flush frequently
- Do not flush sanitary napkins
- Do not flush paper towels
- Do not flush any objects other than toilet paper
- Have a toilet plunger in your bathroom

How to Dispose of Cooking Oil and Grease

How To Dispose of Cooking Oil



DON'T pour in...





Severe Subfreezing Weather Announcement and Tips

As the weather changes and low temperatures are expected in our area, please the following things in mind:

Because of the possible severe subfreezing weather, water pipes in our community may freeze and burst if we do not take immediate action.

The damage from frozen pipes can be substantial. If the pipes in your dwelling unit freeze and burst, water may damage your clothes, furniture, stereos, TV and other property such as the carpet, walls and ceilings.

Please take the following precautions as soon as you read this notice.

- Please do not turn your heat completely off. Instead, leave the heat on and do not set below 65 degrees. Be sure to leave cabinet doors open under sinks to allow heat to the plumbing.
- Please leave the faucets dripping until further the end of the week to help prevent frozen pipes.
- Notify Lakeside staff if you notice any heaters not working or unusually low temperatures in common areas

And if necessary if asked by management:

- Please run both hot and cold water at pencil-lead size stream on the following faucets in your dwelling unit: kitchen sink, bathroom lavatories, bath tubs, showers, washer connections, etc. (Don't forget to make sure drains are open and draining.)
- The foregoing applies to every dwelling unit in the apartment community. These precautions are essential in order to avoid the more drastic measure of temporarily cutting off the water to all units and draining the lines to prevent damage from bursting pipes.

If you are gone, management may enter your apartment for the above purposes in order to avoid potential property damage from burst water pipes.

Grocery Deliveries, Take Out Deliveries, and Perishable Items

To ensure your food deliveries and perishable items are delivered to the correct places, please make sure you provide a phone number the delivery person may call you for pick up and/or full address. Also, make sure to pick up any food deliveries in a timely manner after it has been delivered so that it does not spoil. All mail areas and the Commons should be if you are unable to find your delivery in case it was delivered to the wrong area. Any perishables/food deliveries left outside or inside the building for more than 24 hours will be thrown away to prevent infestation.

Noise Reminder

This a reminder that there is a 24 hour courtesy policy at Lakeside. Please be courteous to your neighbors while you work, conduct online meetings, speaking with others, and schooling inside your unit and/or the Commons, and also when walking in and around Lakeside, as each resident has different work and school hours.

Computer Cluster and Study Rooms

This a reminder that there is maximum usage limit of 4 hours per person, per day for the study rooms. Please be courteous to your fellow residents by keeping the noise/talking to a minimal/low volume while you work, conduct online meetings, speaking with others, and schooling inside the computer cluster and study rooms.

Parking Reminder:

All Vehicles must be registered, properly permitted, and parked in the garage. Transportation and parking services handles registration, permitting, and enforcement for Lakeside. There are also designated 30-minute parking spaces throughout the property for unloading. A visitor parking pass will need to be obtained from The Service Point.

Pet Reminder:

Pets are only allowed in the designated “pet-friendly” units within the community. Pets must be registered, completed paperwork submitted to the main office and receive approval from management before being allowed on property. Pets are not allowed in the commons, common area hallways, and need to be on a leash at all times. Please see the Main Office for more details.

Packages:

Packages are delivered to designated places. USPS will deliver your packages to the mail lobby area of where your mailbox is located. UPS will deliver it directly to your front door. All other delivery services, such as FEDEX, Amazon, etc. will either deliver it to your door or outside your apartment building. Depending if you reside in an apartment building or townhouse. Please discard your boxes and mailers in the proper trash bins

If you are unable to locate packages that you have received notification of delivery, please let us know in the Main Office by providing the date of delivery, name of the carrier service (ex. UPS, USPS, etc.). Before contacting the Main Office, please check your mailboxes and all mail lobby areas at Lakeside. The mail lobby areas are located at 200 Lakeside Road, 151 Taylor Court, 351 Lemonick Court, 751 Hibben Magie Road, and 600 Hibben Magie Road. Your Princeton ID card gives you access to all lobbies areas throughout Lakeside.


Packages can also be sent to the main office. The address for the main office is 200 Lakeside Rd, Main Office, Princeton, NJ 08540. We will email you if we receive any packages for you. Any packages received and held in the main office will be available for pick up during business hours.

Maintenance



To keep your washer clean and working properly, clean any residue that may be left in or around the rubber outer ring of the washer after each cycle.

Have a work order? Call the office at 609.642.2861 or submit through your account at [Lakeside Maintenance Request Portal](#)



ENERGY SAVING TIPS

- Open window blinds during the day to allow sunlight to naturally heat your home, and close them at night to reduce the chill you may feel from cold windows.

Western Pest Control will be at Lakeside every Wednesday to address any pest issues.

Issues should be submitted prior to the day of service so that they can be addressed in a timely manner.



Pest Tip of the Month:

There are small black boxes that are placed in all trash enclosure areas to help prevent mice. These boxes contain mouse poison. We recommend keeping pets away from these areas. Please do not touch or remove these boxes.

